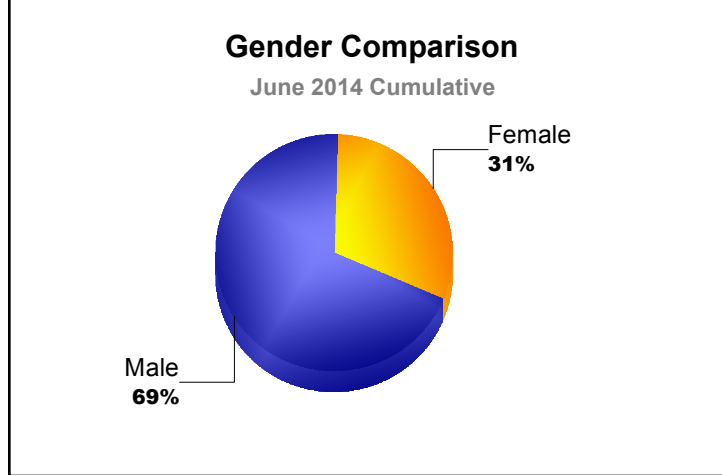
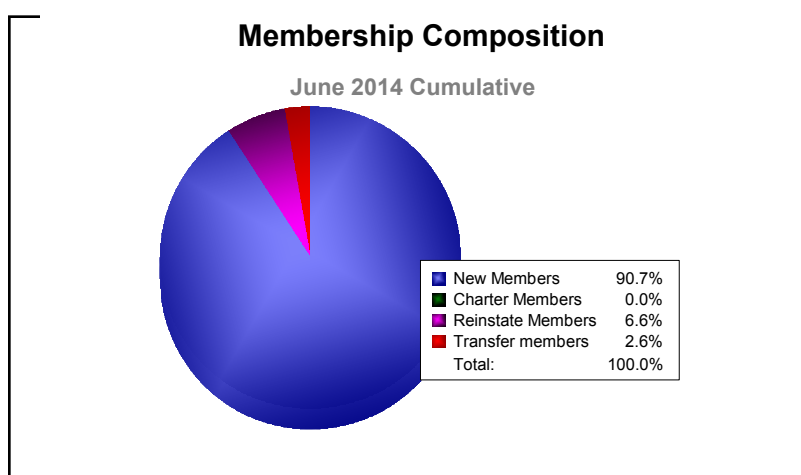
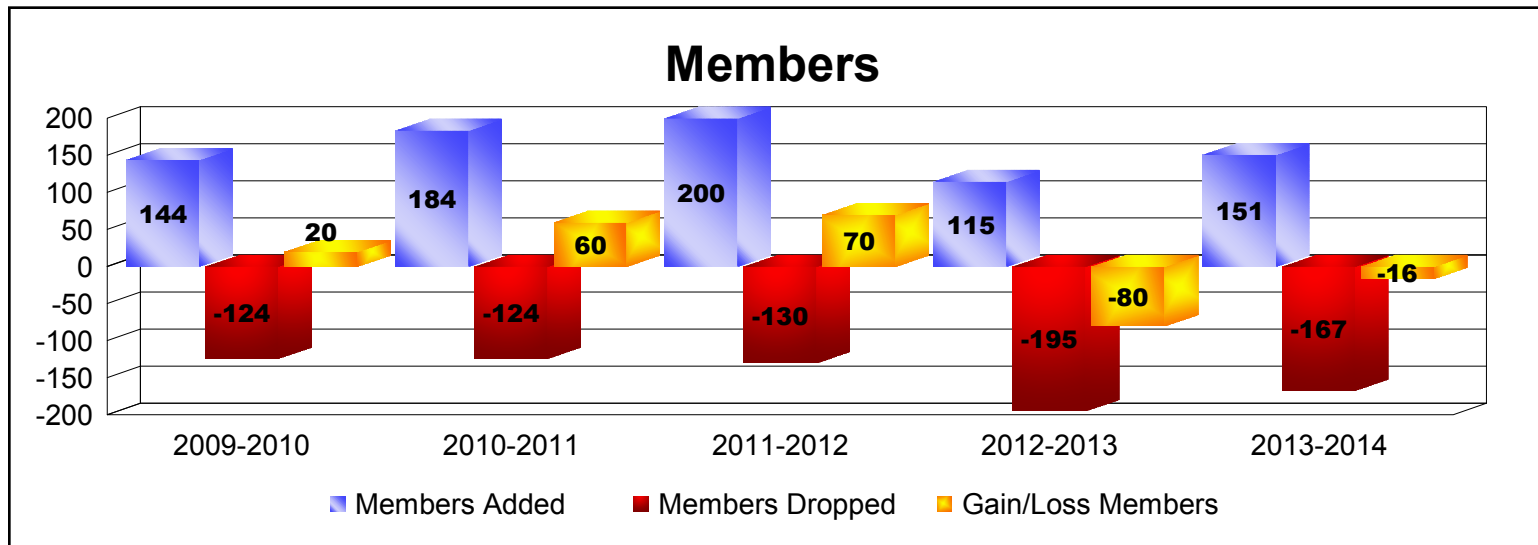
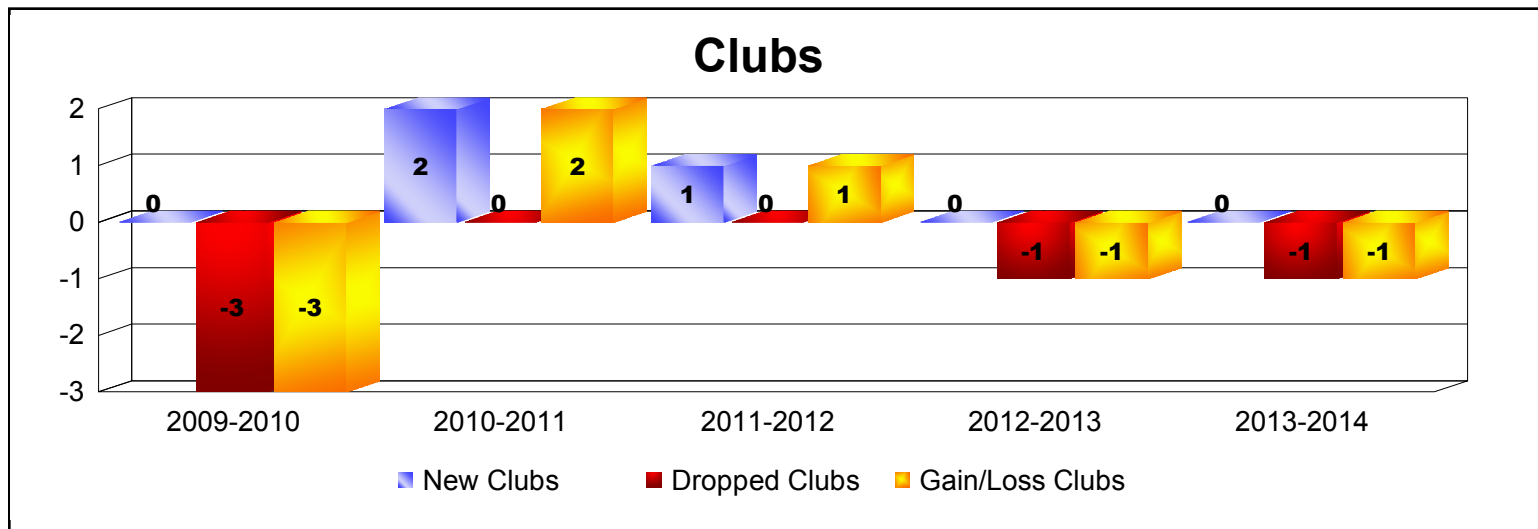
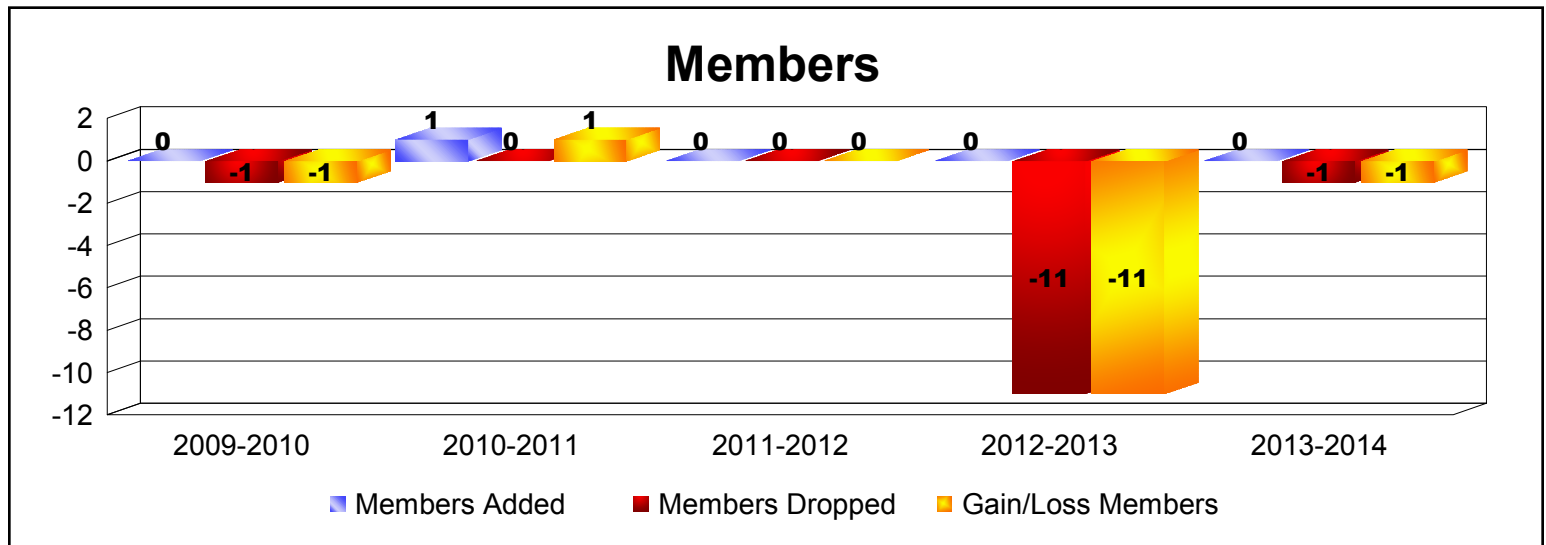
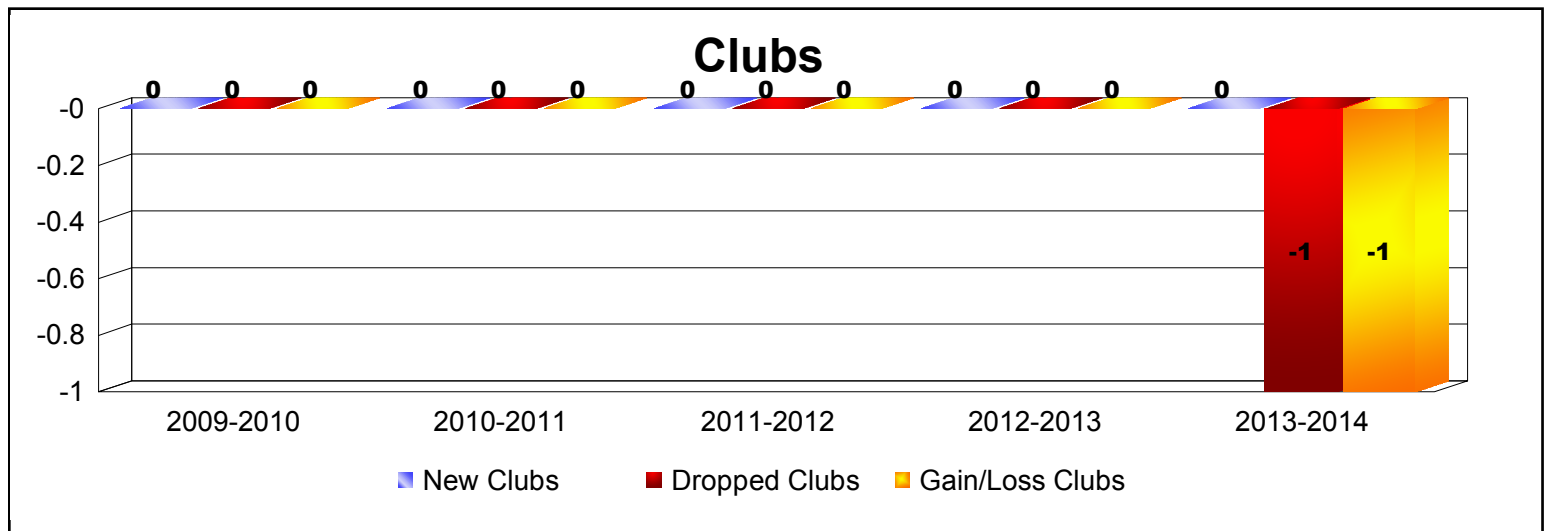


Year	New Clubs	Dropped Clubs	Gain/ Loss Clubs	New Members	Charter Members	Reinstate Members	Transfer Members	Total Member Added	Total Members Dropped	Gain/ Loss Members
2009-2010	0	-3	-3	121	8	4	11	144	-124	20
2010-2011	2	0	2	134	40	6	4	184	-124	60
2011-2012	1	0	1	152	32	10	6	200	-130	70
2012-2013	0	-1	-1	107	0	6	2	115	-195	-80
2013-2014	0	-1	-1	137	0	10	4	151	-167	-16
<b>Average</b>	<b>1</b>	<b>-1</b>	<b>0</b>	<b>130</b>	<b>16</b>	<b>7</b>	<b>5</b>	<b>159</b>	<b>-148</b>	<b>11</b>



Year	New Clubs	Dropped Clubs	Gain/ Loss Clubs	New Members	Charter Members	Reinstate Members	Transfer Members	Total Member Added	Total Members Dropped	Gain/ Loss Members
2009-2010	0	0	0	0	0	0	0	0	-1	-1
2010-2011	0	0	0	1	0	0	0	1	0	1
2011-2012	0	0	0	0	0	0	0	0	0	0
2012-2013	0	0	0	0	0	0	0	0	-11	-11
2013-2014	0	-1	-1	0	0	0	0	0	-1	-1
<b>Average</b>	<b>0</b>	<b>0</b>	<b>0</b>	<b>0</b>	<b>0</b>	<b>0</b>	<b>0</b>	<b>0</b>	<b>-3</b>	<b>-2</b>



**Membership Composition**

June 2014 Cumulative

New Members	0.0%
Charter Members	0.0%
Reinstate Members	0.0%
Transfer members	0.0%
<b>Total:</b>	<b>100.0%</b>

**Gender Comparison**

June 2014 Cumulative